


William M. Harris

Center for Clinical Education



As witnessed by two educational accrediting agencies, a chiropractic education at Life University is, at minimum, on par with the level of education provided within the other major health care professions.

However, to meet the needs of the developing wellness model, Life University must provide an academic curriculum, clinic system and facilities that equip graduates with the knowledge and skills to practice effectively in this complex and quickly changing health care environment.

The Harris Center for Clinical Education will facilitate such mastery with facilities specific to effective and frequent clinical assessment; increased space and equipment for more intensive radiology training; a prototype clinic that mimics real-world practice; and opportunities for consultation with nutrition, exercise physiology, and psychology and health coaching professionals.

The Harris Center will include:

- A Clinical Assessment Center with 28 exam rooms with Web CT technology for observation and testing of students
- A Diagnostic Imaging Center with new, digital x-ray equipment
- Five to nine clinical education classrooms and a prototype chiropractic office
- Administrative work space for clinical faculty
- Physical proximity and connection to the existing student clinic
- Student lounge and study area
- The William M. Harris Legacy Gallery
- By retrofitting our oldest building, LIFE will capture 30,000 square feet to house the Harris Center in a cost-efficient and environmentally-sustainable way.

Benefits of Proposed Facility

Benefits to Students:

- o Life University's new curriculum and the Harris Center will emphasize active learning, create more intensive clinical experiences and increase interaction with wellness care peers to better educate chiropractors and enable them to lead in an expanding and changing health care paradigm.
- o Chiropractic students begin their education similarly to medical students, mastering the basic sciences. They must quickly integrate this information into a broader clinical picture to understand how it impacts the provision of care. Doing so requires immersion in a real-world clinical setting, and the Harris Center is critical to this goal.

Benefits of Proposed Facility

Benefits to Students:

- o Starting in the Clinical Assessment Center within the Harris Center, faculty will be able to see, hear and evaluate student clinical performance from another room using Web CT technology. Consistent with best practices in clinical education, this enables frequent assessment of students “in action” while fostering independence and eliminating observer interference. The technology will enable faculty to use their time more efficiently, working from one centralized location to observe all exam rooms live and review recordings of student performance.
- o A new Diagnostic Imaging Center within the Harris Center will equip students with the most current radiographic skills. Using both live and “dummy” radiographic equipment, x-ray mannequins and student patients, students will hone their radiographic skills with the latest technology while exposing patients to the lowest degree of radiation. Clear competency in radiology is critical both to the practice of chiropractic, and to sharing information with other practitioners.

Benefits of Proposed Facility

The Harris Center will improve the education of Life University chiropractic students and their ability to lead a complex health care team.

Student doctors will gain:

- o A more comprehensive health education with significant classroom, laboratory and clinic instruction delivered in one cohesive space, helping students link the components of chiropractic and wellness practice;
- o More frequent and objective observation by clinic faculty without disruption to student and public clinics;
- o An academic facility for early-quarter students with the same equipment and facilities used in the latter part of their education, ensuring a smooth transition to caring for the public;
- o An enlarged Diagnostic Imaging Center with digital x-ray equipment and “dummy tubes” that enable students to use specialized x-ray equipment and mannequins to master positioning and procedures without exposing others to radiation;
- o A prototype chiropractic office open to students 24/7.

Benefits of Proposed Facility

Benefits to the Public:

Patients cared for by Life University graduates already experience some of the best trained (based on national board scores) chiropractors in the nation. These enhancements of our clinic system will provide the public with practitioners who are even more highly skilled and who understand how to help patients build and interact with their ever-expanding, personal wellness team.

Other outcomes include:

- o Greater services from the growing number of Life University clinics;
- o Future doctors educated with the most effective contemporary methods of instruction;
- o Greater coordination of health care needs with a meaningful emphasis on wellness from chiropractors educated in a vitalistic model of care and equipped to interact effectively with a broad range of health care colleagues.

Harris Center for Clinical Education

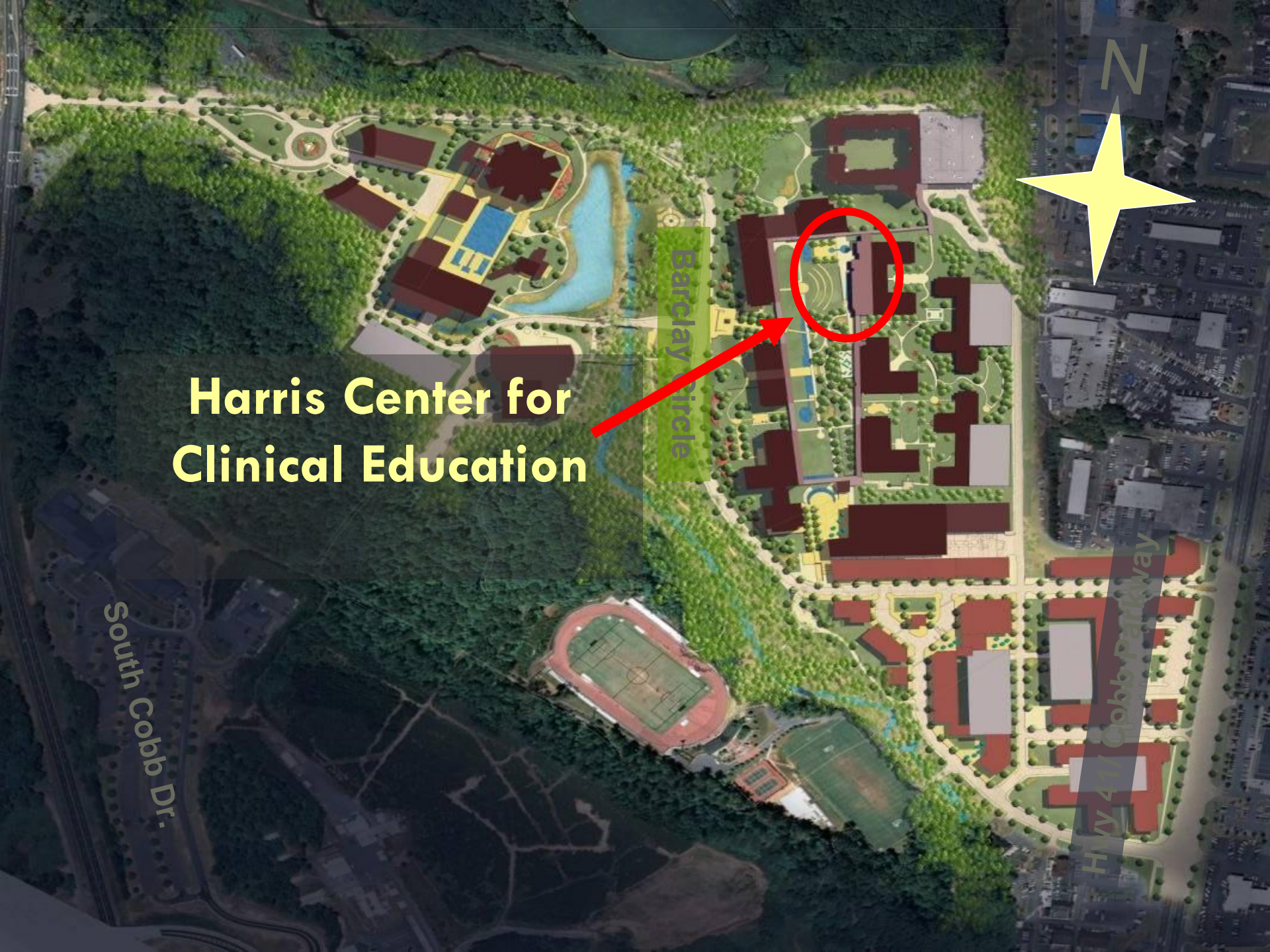
Barclay Circle

N

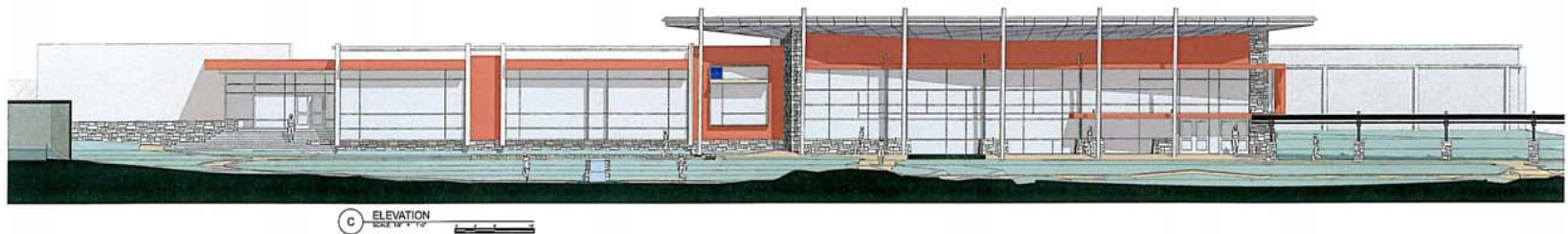

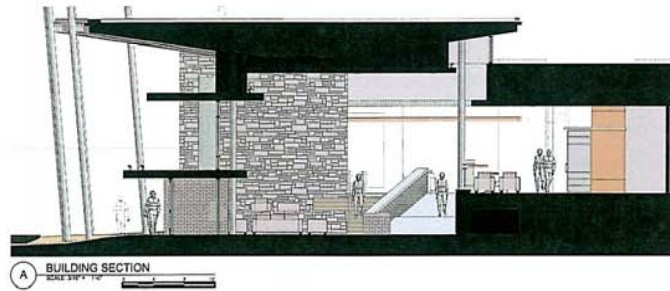


South Cobb Dr.

Hwy 411 Cobb Parkway

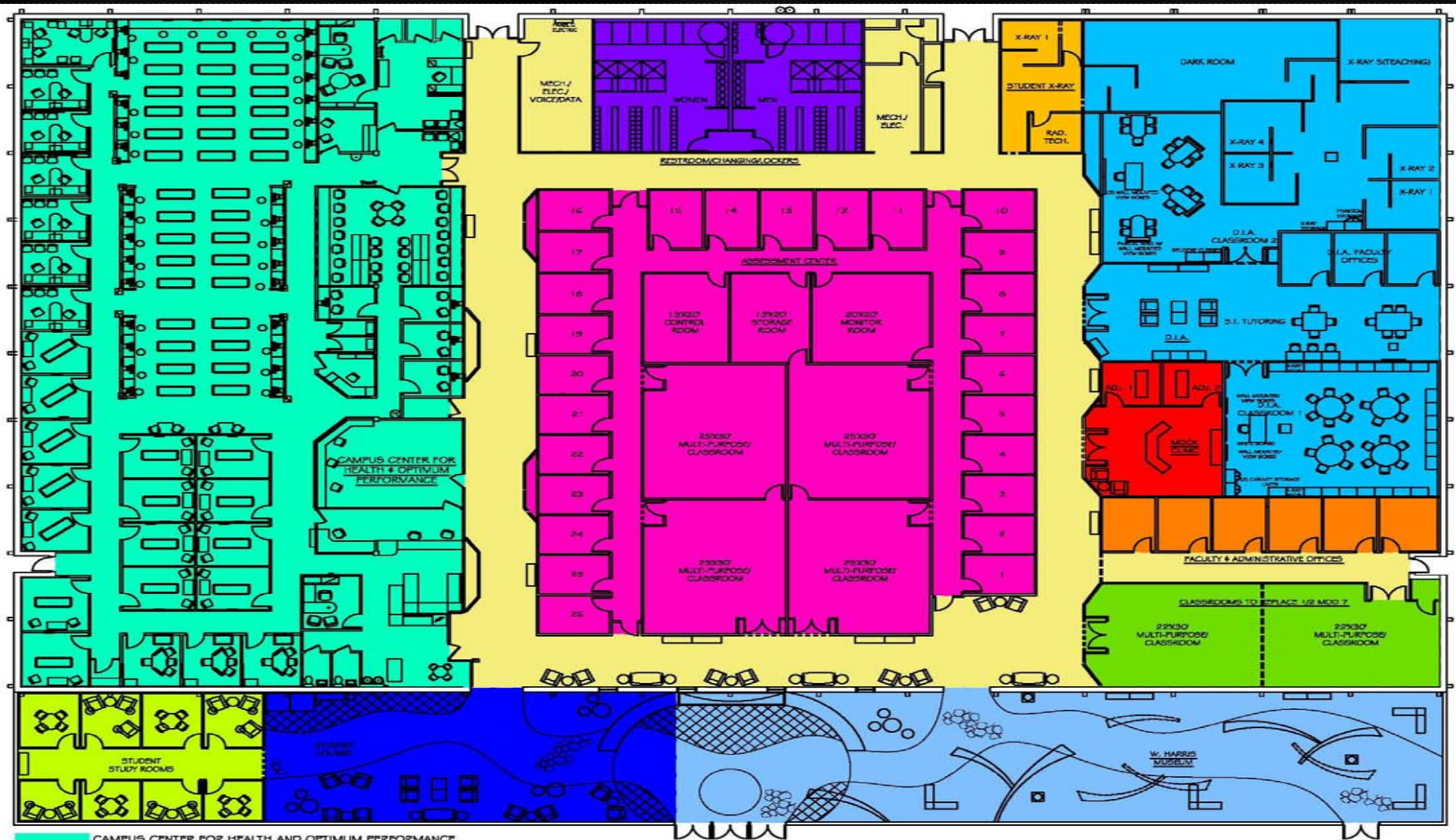


William M. Harris Center for Clinical Education



ELEVATIONS & SECTIONS

William M. Harris Center for Clinical Education



- CAMPUS CENTER FOR HEALTH AND OPTIMUM PERFORMANCE
- RESTROOM/CHANGING LOCKERS
- STUDENT RADIOLOGY
- D.I.A.
- MOCK CLINIC
- FACULTY & ADMINISTRATIVE OFFICES
- MULTI-PURPOSE/CLASSROOMS (TO REPLACE 1/2 OF MOD 7)
- ASSESSMENT CENTER W/ CLASSROOMS (TO REPLACE 1/2 OF MOD 7)
- W. HARRIS MUSEUM
- STUDENT LOUNGE/LOBBY ENTRANCE
- STUDENT STUDY ROOMS
- INFRASTRUCTURE

HARRIS BLDG. SCHEMATIC PLAN